

English Freak

Primary
School No 3
In Pabianice

Comics • Crossword • Our projects • Christmas decorations

Issue 2 • Winter 19/20

FROM THE EDITORS



Dear Readers,

***We wish you a Merry
Christmas and a Happy New
Year!***

***Lots of great presents under
the Christmas Tree and
happiness for the coming
year.***

The „English Freak” team



By HikingArtist



FUN CORNER

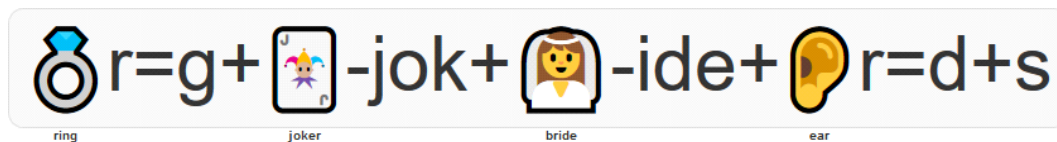


CHRISTMAS COMICS:




Prepared by Oliwier S., class 5G

REBUSES:



Prepared by Ola F., class 5G

CHRISTMAS CROSSWORD



PASSWORD : _ _ _ _ _

1. We make it of snow.
2. What cookies do we bake for Christmas?
3. Santa's animals.
4. The tree decorated with ornaments.
5. Santa enters the house through it.
6. We sing them at Christmas.
7. Santa's car.
8. White, long on Santa's face.
9. We get it when we are polite.
10. Who leaves gifts under the Christmas tree ?
11. How many dishes are there on the Christmas table ?
12. We hang them on the Christmas tree.
13. We share it at Christmas.
14. What falls in the winter ?



1. SNOWMAN, 2. GINGERBREADS, 3. REINDEER, 4. CHRISTMAS TREE, 5. CHIMNEY, 6. CAROLS, 7. SLEIGH, 8. BEARD, 9. GIFT, 10. SANTA CLAUS, 11. TWELVE, 12. CHRISTMAS ORNAMENTS, 13. WAFER, 14. SNOW.


Prepared by Nadia J., class 5 G

FUN CORNER



CHRISTMAS DECORATIONS:

A SNOWFLAKE



ITEMS:

- **GLUE**
- **PAPER**
- **PENCIL**
- **RULER**
- **RUBBER**



1. THAT'S WHAT THE READY SNOWFLAKE LOOKS LIKE
2. TAKE WHITE PAPER
3. CUT THE PAPER IN HALVES
4. FOLD THE PAPER INTO A TRIANGLE
5. CUT OFF THE REMAINING STRIP
- 6,7. FOLD THE PAPER IN TO A SMALLER TRIANGLE AND PREPARE A RULER
- 8,9,10. DRAW THREE LINES EVERY TWO CENTIMETERS.USE A RULER
- 11,12. DRAW LINES ONE CENTIMETER FROM THE BEND OF THE TRIANGLE.
- 13,14. CUT THE DRAW N LINES, BUT DON'T CROSS THE LINE OF POINTS 11 AND 12
15. AFTER CUTTING, CLEAN ALL LINES WITH A RUBBER
16. OPEN THE TRIANGLE
17. GLUE THE TWO TRIANGLES TOGETHER. START WITH THE SMALLEST
18. TURN THE WHOLE THING OVER AND GLUE THE NEXT TWO TRIANGLES.DO IT WITH EACH ONE, REMEMBER TO TURN OVER THE SNOWFLAKE AFTER GLUING EACH PAIR OF TRIANGLES

FIVE SNOWFLAKES CONNECTED WITH A STAPLER WILL GIVE A BEAUTIFUL STAR

FUN CORNER



CHRISTMAS DECORATIONS:

A CHRISTMAS TREE 1

1. We need a pencil, a green marker, scissors, a rubber and a cardboard.
2. Draw a Christmas tree on the cardboard and cut it out.
3. Make a small hole at the top of the Christmas tree
4. Colour the Christmas tree green.
5. Put a thread through the hole and tie it.



Prepared by Zosia N. and Emilka S., class 5G

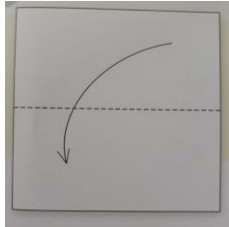
FUN CORNER



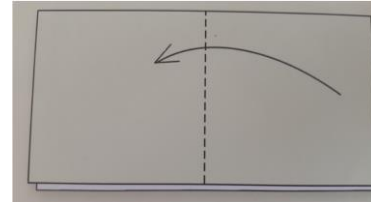
A CHRISTMAS TREE 2

CHRISTMAS DECORATIONS:


1 Fold the square in half.



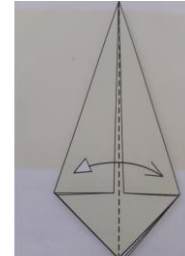
2 Fold the resulting rectangle in half again. Slightly rotate the figure counterclockwise.




3 Fold the corners of the diamond inwards along the dotted lines.




4 Fold the resulting shape in half, and then open the whole paper flat.



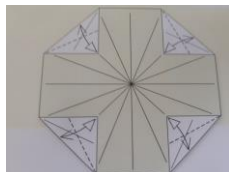
5 Fold the four corners of the paper inwards as shown on the diagram.




6 Fold the corner flaps towards the outer edges and open the folds.



7 Repeat the folds in the other direction.



8 Crease each corner in such a way that a spout is obtained-see the diagram below.



9 The harmonica creasing along the outer edge creates one section of the CHRISTMAS TREE.



10 Repeat the same instructions with the other pieces of paper, placing each section on top of another. Now the tree is ready for decorating!



CHRISTMAS ALL OVER THE WORLD



	BELGIUM	ON CHRISTMAS EVE THEY EAT TURKEY WITH BLUEBERRIES
	POLAND	ON CHRISTMAS EVE THEY EAT DUMPLINGS WITH MUSHROOMS
	FRANCE	ON CHRISTMAS EVE THEY EAT SMOKED SALMON
	JAPAN	ON CHRISTMAS EVE THEY EAT KFC.....

Prepared by Julia F., class 5G

TOP 10 CHRISTMAS SONGS

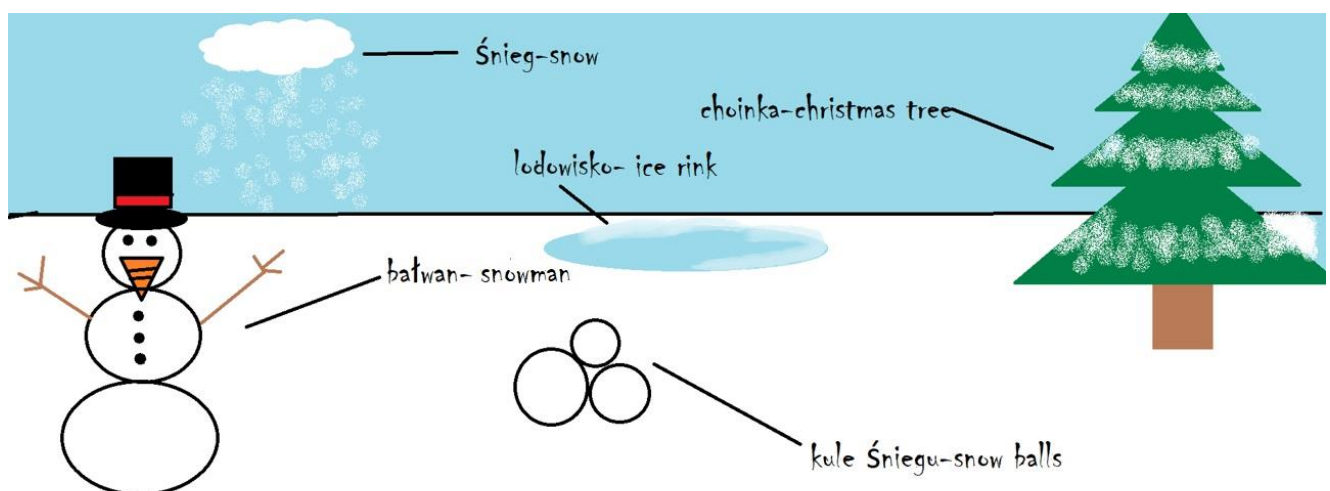
- 1. WHAM – Last Christmas**
<https://Wham.lnk.to/subscribeYD>
- 2. BOBBY HELMS – Jingle Bell Rock**
<https://www.youtube.com/watch?v=itcMLwMEeMQ>
- 3. SHAKIN' STEVENS – Merry Christmas Everyone**
<https://www.youtube.com/watch?v=ZeyHl1tQeaQ>
- 4. FRANK SINATRA – Let It Snow**
<https://www.youtube.com/watch?v=M-b3iU-INDo>
- 5. CLIFF RICHARDS – Christmas Time**
<https://www.youtube.com/watch?v=rZCEBibnRM8>
- 6. FRANK SINATRA – Santa Claus Is Coming to Town**
<https://www.youtube.com/watch?v=rZCEBibnRM8>
- 7. MARIAH CAREY – All I Want for Christmas Is You**
<https://www.youtube.com/watch?v=yXQViqx6GMY>
- 8. PAUL McCARTNEY – Wonderful Christmas Time**
<https://www.youtube.com/watch?v=V9BZDpni56Y>
- 9. CELINE DION – So This Is Christmas**
<https://www.youtube.com/watch?v=tekN9NtGXOc>
- 10. CHERIE DRAKE – Driving Home for Christmas**
<https://www.youtube.com/watch?v=DDt3u2Ev1cl>

Prepared by Nadia J., class 5G

CHRISTMAS TIME








Prepared by Lena S., class 5G



Prepared by Ola F., class

CHRISTMAS Pictionary



	CHOINKA	CHRISTMAS TREE
	BALWAN	SNOWMAN
	ŚW. MIKOŁAJ	SANTA CLAUS
	RENIFER	REINDEER
	BOMBKA	BAUBLE

Prepared by Julia F., class 5G

MERRY CHRISTMAS
EVERYONE!!!

